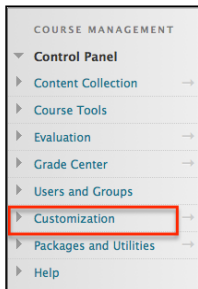


Making My Course Available

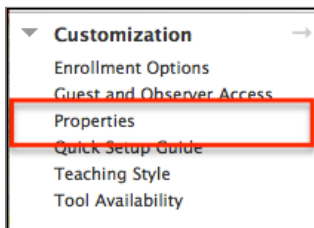
Instructors can always view and edit their Blackboard courses; however, Blackboard courses are hidden from student view until you make them “available.”

To make a course available:

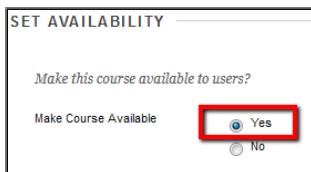
1. Click on the **Customization** under **Control Panel**.



2. Select **Properties** under **Customization**.



3. Scroll to item number 3 and Select **Yes** option.



4. Scroll to the bottom of the page, click on the **Submit** button to activate the change.

